

April 2018

RAW Sterling Cash Deposit Fund



SHARE PRICE AT MONTH END: WHOLESALE A SHARE CLASS 1.0345

MONTHLY NET RETURNS (%) - WHOLESALE A SHARE CLASS

	Jan	Feb	Mar	Apr	May	Jun	Jul	Aug	Sep	Oct	Nov	Dec	YTD
2015	0.07	0.08	0.08	0.09	0.08	0.09	0.09	0.08	0.10	0.09	0.10	0.10	1.05
2016	0.10	0.10	0.09	0.09	0.09	0.09	0.08	0.07	0.07	0.07	0.07	0.07	0.98
2017	0.07	0.06	0.06	0.06	0.09	0.08	0.08	0.07	0.06	0.06	0.04	0.05	0.76
2018	0.06	0.06	0.05	0.07									0.23

Past performance is not necessarily a guide to future performance and may not be repeated. The information presented here does not constitute an offer to sell or a solicitation to buy investment interests.

FUND OVERVIEW AND INVESTMENT OBJECTIVE

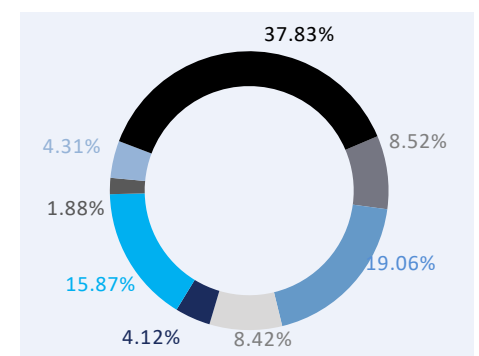
The RAW Sterling Cash Deposit Fund is suited to investors wishing to improve investment returns on GBP cash deposits. The Fund offers investors a quicker, more convenient and cost effective way to manage cash than opening multiple bank accounts.

The Fund is actively managed and invests solely in a range of bank deposits and certificates of deposit with high quality banking institutions. We do not attempt to enhance yield via derivatives or structured products. The investment objective of the Fund is to generate a better return than is typically available on one month bank deposits whilst reducing counterparty risk through diversification of banking institutions.

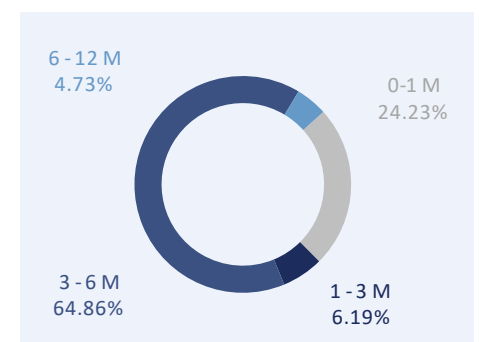
INVESTMENT STRATEGY

In conjunction with our cash advisor, we actively manage cash deposits over a spread of durations to seek the best risk-adjusted returns from a panel of banking institutions.

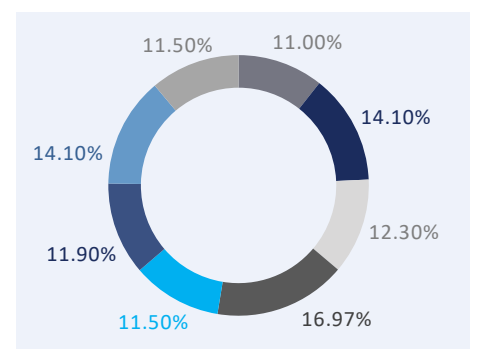
ASSET ALLOCATION BY INSTITUTIONAL COUNTERPARTY



ASSET ALLOCATION BY MATURITY



COUNTERPARTY CREDIT PROFILE (CET1 RATIO)

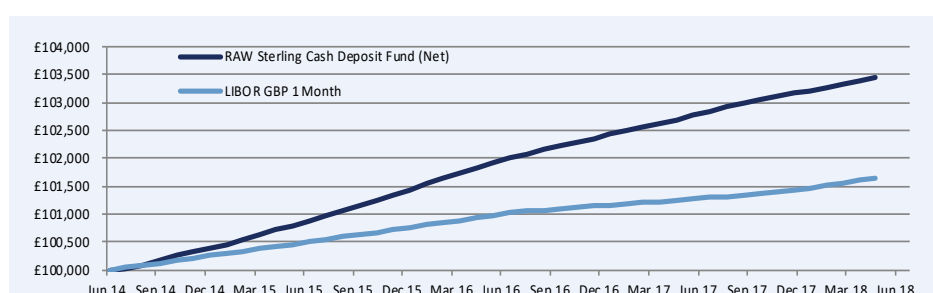


MONTHLY PERFORMANCE

Period	Fund	Benchmark*	Relative
This Month	0.07%	0.04%	0.03%
YTD	0.23%	0.17%	0.06%
Since Inception	3.45%	1.64%	1.81%
Best Month	0.10%	0.04%	0.06%
Worst Month	0.02%	0.02%	0.00%
Max Drawdown	0.00%	0.00%	0.00%
Positive Months	100%	100%	0.00%

*Benchmark = LIBOR GBP 1 Month

VALUE OF £100,000 INVESTED SINCE INCEPTION†



†Launch date 16 July 2014

PORTFOLIO DATA

	Portfolio
Gross Fund Return**	0.89%
Net Fund Return**	0.82%
LIBOR GBP 1 Month**	0.51%
UK Base Rate**	0.50%
Weighted Average Maturity (Months)	2.4
No. of Institutional Counterparties	8
Minimum Counterparty Core CET1 Capital Ratio	11.00%

** Current Month Annualised %

April 2018

RAW Sterling Cash Deposit Fund

RAW
CAPITAL PARTNERS

FUND STRUCTURE

The RAW Sterling Cash Deposit Fund is a cell of RAW Alpha PCC Limited, a protected cell company registered with limited liability in Guernsey on 10 December 2012 having registration number 55993.

The Fund is authorised as an open ended Class B scheme by the Guernsey Financial Services Commission.

KEY FACTS

Name RAW Sterling Cash Deposit Fund	Custody Royal Bank of Canada (Channel Islands) Limited
Investment Manager RAW Capital Partners Limited	Inception Date July 2014
Target Gross Annualised Total Return LIBOR GBP 1 month +0.50%	Cash Advisor JCAP, Jersey
Liquidity / Redemption Monthly / 35 day notice	Base Currency GBP
Accumulation / Income Accumulation	Leverage None
Legal (Guernsey) Bedell Cristin Guernsey Partnership	Auditor Price Bailey, Guernsey
	Administration JTC Fund Solutions (Guernsey) Limited
	Fund Domicile Guernsey


INVESTMENT MANAGER PROFILE

RAW Capital Partners Limited is a boutique asset management company incorporated and based in Guernsey. The Directors have a strong previous track record and share a combined experience in financial markets of over 100 years. Proprietary investment strategies are backed by sound logic and implemented in a consistent, repeatable and disciplined manner, with the emphasis on carefully analysing potential investment returns for a given unit of risk.

CORPORATE GOVERNANCE

Assets are held in the name of the Fund and are under the control of its Custodian. The Fund is domiciled in Guernsey and oversight of the Fund is provided by an independent board of directors. RAW Capital Partners Limited is regulated under the Protection of Investor legislation by the Guernsey Financial Services Commission.

EXPECTED RISK PROFILE



This rating is designed to help investors understand the uncertainties both for loss and for growth that may affect their investment. It is classified in the category indicated above due to its expected behavior. The lowest category does not mean a risk free investment. It does not provide investors with any guarantee on performance, nor on the performance of monies invested in it.

FUND FEES AND EXPENSES

Details of all fees and expenses associated with running the RAW Sterling Cash Deposit Fund can be found in the Supplemental Particulars of the Fund. Please contact info@rawcapitalpartners.com for further details.

Past performance is not necessarily a guide to future performance and may not be repeated. The RAW Sterling Cash Deposit Fund is a new fund with limited track record. Target returns cannot be guaranteed and the value of an investment may go down as well up. The information contained in this document does not constitute an offer to sell or a solicitation to buy an investment, nor should it be construed as investment advice. It is recommended that potential investors take appropriate professional tax and / or investment advice before making any investment.